

Y1/2 Year A Autumn Term
Topic: A Changing World
Subject: Art – Changing Colours

National Curriculum Objectives

KS1 Art and Design

Pupils should be taught:


- to use a range of materials creatively to design and make products
- to use drawing, painting and sculpture to develop and share their ideas, experiences and imagination
- to develop a wide range of art and design techniques in using colour, pattern, texture, line, shape, form and space
- about the work of a range of artists, craft makers and designers, describing the differences and similarities between different practices and disciplines, and making links to their own work

Links to our school values


Respect – we will respect each other's artwork and celebrate that each piece is unique and different

Texts to support learning


Fiction



White Rabbit's Colour Book – Alan Baker



Mixed – Arree Chung



Colour Poems – Oxford Reading Tree

Key Knowledge and Vocabulary

Know and name the three **primary colours**

Know that **Piet Mondrian** was an **artist**

Know that Piet Mondrian was an **abstract** artist

Know that Piet Mondrian used the primary colours in his work

Know that all other colours are **mixed** from the three primary colours and that these are known as **secondary colours**

Know that red and yellow make orange, red and blue make purple and blue and yellow make green

Know that secondary colours can be mixed together to make even more colours

Know that **Mark Rothko** was a **painter** who loved mixing colours

Know that Mark Rothko used carefully mixed colours painted in **blocks** and **lines** and that these works are known as **Colour Field** painting

Know that different **tints** can be created by adding white to a given colour

Know that tinting changes a colour from **bright** to **pale** or **dark** to **light**

Know that pink is a tint which is made by mixing red and white

Know that **shades** can be created by adding black to a given colour

Know that **shading** changes a colour from **bright** to **dark**

Know that **Jackson Pollock** was an **abstract** artist and that he invented **drip painting**

Know that Jackson Pollock often used dark **gloomy** colours in his work

Name and sort **warm** and **cool colours**

Know that artists often use warm colours to create happy pictures and cool colours to create sad pictures

Know that **Wassily Kandinsky** was an abstract artist who used lots of shapes and colours in his work